

| ACCENTS WOODTONES



THE
QUALITY
GARAGE
DOOR™

PREMIUM WOODTONE DOORS


ACCENTS WOODTONES

Featuring the most advanced, highest resolution finishes available, Accents Woodtones accurately portray a non-repeating wood grain to achieve the warmth, appeal, and beauty of a handcrafted wood garage door while providing the strength and durability of steel.


GARAGE DOOR STYLES




Raised Panel Short



Raised Panel Long



Stamped Short



Stamped Long



Planks



Flush Overlay




Flush Overlay, Model 5217 shown in mahogany with optional plain glass, stockton window inserts, and standard spade hardware delivers the image of a carriage house overlay garage door on a completely flat surface.



Planks, Model 3285P shown in cedar.



Stamped Carriage House Long Panel, Model 5983 shown in driftwood with optional plain glass, madison window inserts and standard spade hardware.



The finest in woodtone garage doors.


EXCLUSIVELY OFFERED *by* C.H.I. OVERHEAD DOORS

At C.H.I. Overhead Doors, we believe garage doors should demonstrate both durability and class. Our Accents Woodtones garage doors are meticulously designed and manufactured using full color digital imaging and insulated steel to create the highest quality, most realistic woodtone doors available. Utilizing groundbreaking advances in design and technology, found only at C.H.I. Overhead Doors, each Accents Woodtones garage door is as colorful and authentic as real wood.



Step 1: Hand Select Premium Lumber

We start with carefully selected premium lumber that is milled with precision to uncover each board's unique grain pattern. Only the highest quality boards, chosen for their natural design and texture, become part of our Accent s Woodtones family.



Step 2: Digitally Craft Each Door

High-resolution digital scanning captures each detail of the wood and allows our design engineers to digitally construct each door board-by-board. This craftsmanship provides a non-repeating grain pattern that reflects the true color and appeal of real wood.




Step 3: Flawlessly Create Every Section

In order to ensure the classic woodtone appearance for the life of your door, the finished product is treated with an industry leading UV topcoat, providing years of protection from the natural elements.

ACCENTS WOODTONES **PERSONALIZING OPTIONS***

ACCENTS WOODTONES¹



WINDOW INSERTS

Models 2283, 2216



2-4 Piece Sunburst



8 Piece Sunburst



7 Piece Sunburst



6 Piece Sunburst



5 Piece Sunburst



Stockton



Cascade



Prairie



Waterton



Sherwood



Cathedral

Models 4283, 4216



2-2 Piece Sunburst



4 Piece Sunburst



3 Piece Sunburst



Stockton



2-2 Piece Arched Stockton



4 Piece Arched Stockton



Madison



2-2 Piece Arched Madison



4 Piece Arched Madison



Cascade



Prairie



Waterton



Sherwood

Models 5283/5983, 5216/5916,
3285P, 3216P, 5217



Stockton



2-2 Piece Arched Stockton



3 Piece Arched Stockton



4 Piece Arched Stockton



Madison



2-2 Piece Arched Madison



3 Piece Arched Madison



4 Piece Arched Madison




Cascade

GLASS

Short/Long Panel



Plain available as polycarbonate



Frosted



Tinted



Obscure



Glue Chip



Seeded

*Not all options shown are available with every model.

EXTERIOR HARDWARE



Spade *standard*

Wrought Iron

Barcelona 1

Barcelona 2

DESIGNER GLASS


Short Panel



Hawthorne with brass and platinum leading [shown in platinum leading]



Somerset with brass and platinum leading [shown in platinum leading]



Hampton



Newport




Temple



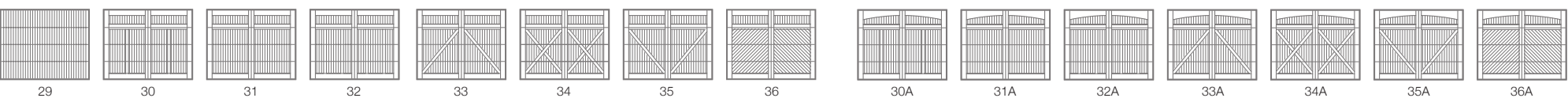
Florence

Long Panel



LaSalle available in 21" sections only

5217 FLUSH OVERLAY CARRIAGE HOUSE DESIGNS



ACCENTS WOODTONES **MODEL SELECTION CHART**

Select Your Garage Door Model

BETTER

Insulation Type

1-13/16" Polystyrene



R-value

R-9.65

R-10.29

Backing

Steel

Construction Type

Medium Duty

Heavy Duty

Panel Style / Model Number



Short Panel

2283



Long Panel

4283



Stamped Short

5283




Stamped Long

5983



Planks

3285P




Flush Panel

5217

BEST

1-7/8" Polyurethane



R-16.55

R-17.19

R-17.54

Steel

Heavy Duty

2216

4216

5216

5916

3216P



Limited Lifetime Warranty

Part of owning a C.H.I. garage door is knowing that you can rely on the industry's best warranty. To maintain proper operation, an annual service inspection by a C.H.I. dealer is encouraged.



Personalize Your Garage Door

Accents Woodtones¹ All Models are available in:

Mahogany Cedar Dark Oak Light Oak

Walnut	•	•	•	•	•	•
Driftwood	•	•	•	•	•	•

Glass All Models are available with plain, frosted, tinted, obscure, and glue chip.

Seeded	•	•	•	•	•	•
--------	---	---	---	---	---	---

Designer Glass All Models are available with hampton, newport, and florence.

Hawthorne	•			•		
Somerset	•			•		
Temple	•					
LaSalle		•	•	•	•	•
Exterior Hardware	•			•		•

¹ Refer to your local C.H.I. Dealer for exact woodtones match.



Raised Panel Long, Model 4216 shown in walnut with optional tinted glass and prairie window inserts.

C.H.I. DEALERS

A BETTER BUYING EXPERIENCE

We sell all of our doors exclusively through independent, professional door installers – never a box store.

We partner with the best in the business to uphold the highest standards of quality and integrity. Personalized service, expert product knowledge, and experienced installation professionals are just a few reasons why C.H.I. Overhead Doors trusts only garage door professionals to sell and install our products.

Your Local Garage Door Professional



chiohd.com

1485 Sunrise Drive | Arthur, IL 61911 | USA

© 2017 C.H.I. Overhead Doors

All information presented is based on the specifications and features available at the time of printing and is subject to change without notice.