

A white raised panel garage door is shown installed on a house with beige horizontal siding and a dark grey shingled roof. The door features a decorative header with four transoms, each containing a semi-circular window with a muntin pattern. The door is divided into a 4x4 grid of rectangular panels. The house has white gutters and downspouts, and two black lantern-style light fixtures are mounted on the siding on either side of the door. A small evergreen shrub is planted to the right of the door. The scene is set against a clear blue sky.

RAISED PANEL


THE
QUALITY
GARAGE
DOOR™

RAISE THE STANDARD


RAISED PANEL

Add depth to your garage door with C.H.I.'s raised panel design, available in both short and long panel options. The raised panels start with a recessed edge, but the interior surface of each panel is brought slightly forward, adding just a hint of definition to a classic garage door design.

GARAGE DOOR STYLES



Short Panel



Long Panel



Short Raised Panel, Model 2241 shown in white with optional stockton window inserts.



Long Raised Panel, Model 4216 shown in evergreen with optional cascade window inserts.




Learn more at
chiod.com/raised-panel

RAISED PANEL **PERSONALIZING OPTIONS***

*Not all options shown are available with every model.


COLORS¹



PAINTED WOODTONES¹



ACCENTS WOODTONES *see page 16*



WINDOW INSERTS

Raised Panel - Short



2-4 Piece Sunburst



8 Piece Sunburst



7 Piece Sunburst



6 Piece Sunburst



5 Piece Sunburst



Stockton



Cascade



Prairie



Waterton



Sherwood



Cathedral

Raised Panel - Long



2-2 Piece Sunburst



4 Piece Sunburst



3 Piece Sunburst



Stockton



2-2 Piece Arched Stockton



4 Piece Arched Stockton



Madison



2-2 Piece Arched Madison



4 Piece Arched Madison



Cascade



Prairie



Waterton



Sherwood

GLASS

Short and Long Panel




Plain available as polycarbonate



Frosted



Tinted



Obscure



Glue Chip

DESIGNER GLASS


Short Panel



Hawthorne with brass and platinum leading [shown in platinum leading]



Somerset with brass and platinum leading [shown in platinum leading]



Hampton



Newport




Temple



Florence

Long Panel



RAISED PANEL **MODEL SELECTION CHART**

Select Your Garage Door Model

GOOD			BETTER			BEST		
Insulation Type	No Insulation 		9/16" Polystyrene 		1-3/8" Polystyrene 	1-13/16" Polystyrene 	1-3/8" Polyurethane 	1-7/8" Polyurethane 
	R-value R-0.0		R-3.56		R-7.94	R-9.65	R-13.40	R-17.19
Backing	—		Vinyl		Steel		Steel	
Construction Type	Standard	Heavy Duty	Standard	Standard	Heavy Duty	Medium Duty	Medium Duty	Heavy Duty
Panel Style / Model Number								
 Short Panel	2250	2240	2255	2251	2241	2283	2206	2216
 Long Panel	4250	4240	4255	4251	4241	4283	4206	4216

Personalize Your Garage Door

Colors¹ All Models are available in:

White Almond Sandstone

Brown	•	•	•	•	•	•	•
Bronze							•
Gray							•
Evergreen		•		•		•	•
Desert Tan	•		•	•		•	•
Black							•
Painted Woodtones¹	•		•	•			
Accents Woodtones¹						•	•
Designer Glass						•	•

¹ Refer to your local C.H.I. Dealer for exact color and woodtones match.



Limited Lifetime Warranty

Part of owning a C.H.I. garage door is knowing that you can rely on the industry's best warranty. To maintain proper operation, an annual service inspection by a C.H.I. dealer is encouraged.



SECTIONS
Limited Lifetime



SPRINGS
3 Years



HARDWARE¹
3 & 6 Years

¹3 years for standard or 6 years for medium and heavy duty hardware.
Consult with your C.H.I. Dealer for specific warranty coverage as each model varies in coverage.



Visit our website

For more information, photos, or videos visit our website,
chiohd.com/raised-panel





THE WARRANTY YOU CAN TRUST

C.H.I. Overhead Doors manufactures products that are exceptional in quality and craftsmanship, and built to stand the test of time. Our Limited Lifetime Warranty covers all the essential elements of your door, offering peace of mind and keeping your door in motion.

Learn more at chiohd.com/warranty



LIFETIME PACKAGE

Extend your lifetime warranty to the entire door with the Lifetime Package. This option provides upgraded hardware and springs and lifetime coverage for as long as you own your home.



APPEARANCE PACKAGE

All hardware, including struts and track, is powder coated, creating a complete garage door system that is functional and creates a lasting impression.



C.H.I. COLOR MATCHING

Our in-house powder coating provides 100's of color options and can add another layer of protection from the outside elements. Custom Sherwin-Williams paint formulas are also available to allow you to match your home's trim or siding with your C.H.I. door.



WIND LOAD

These garage doors are designed, tested, and built to the most rugged specifications. Available sizes and options will vary between models. Ask your local C.H.I. Dealer about our full line of windload rated doors.

Learn more at chiohd.com/wind-load



Short Raised Panel, Model 2216 shown in sandstone.

C.H.I. DEALERS

A BETTER BUYING EXPERIENCE

We sell all of our doors exclusively through independent, professional door installers – never a box store.

We partner with the best in the business to uphold the highest standards of quality and integrity. Personalized service, expert product knowledge, and experienced installation professionals are just a few reasons why C.H.I. Overhead Doors trusts only garage door professionals to sell and install our products.

Your Local Garage Door Professional



chiod.com

1485 Sunrise Drive | Arthur, IL 61911 | USA

© 2017 C.H.I. Overhead Doors

All information presented is based on the specifications and features available at the time of printing and is subject to change without notice.